



City of Fort Wayne 2022 Civil City Budget

Mayor Tom Henry

October 5, 2021

Mayor Henry - Leading During a Pandemic



- Fiscal Discipline and vigilance
- Balanced Budget
- Continuing to serve the public without interruptions of essential services
- Making lasting and meaningful investments while setting aside funds to be prepared for future challenges
- Maintaining a strong fiscal position
- A commitment to doing what's best for the residents of Fort Wayne through a collaborative and bipartisan effort



2022 Budget Highlights

- Commitment to Public Safety
 - ✓ 485 officers patrolling streets – Police Department
 - ✓ Full implementation of body cameras – Police Department
 - ✓ 21 new recruits – Fire Department
 - ✓ 2 new fire engines – Fire Department
 - ✓ New fire station
- Neighborhood Infrastructure Projects, includes bridges
 - ✓ \$29.1 million
- Trails
 - ✓ \$3.4 million
- Sidewalks and Alleys
 - ✓ \$6 million
- Projects in City Parks
 - ✓ \$3 million in Parks capital maintenance

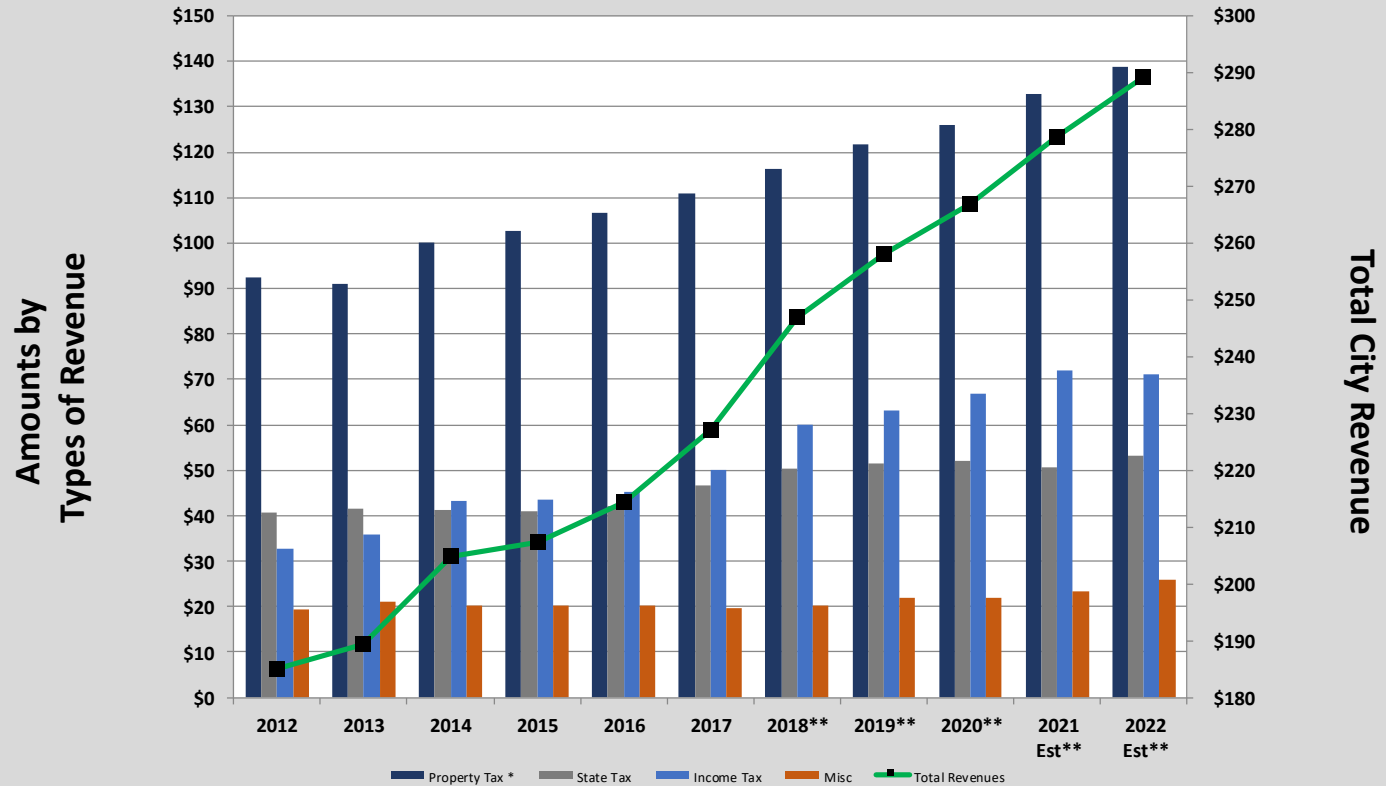


What are we hearing?

2021 Recognitions

- All-America City award from the National Civic League
- 3rd best run city in the U.S. by WalletHub
- 3rd top emerging housing market by The Wall Street Journal and Realtor.com
- 2nd most affordable place to live by U.S. News & World Report's 2021-2022 Best Places to Live rankings
- Named Indiana's best city to buy a home by Insurify
- Named #17 city in the country for work-life balance by SmartAsset

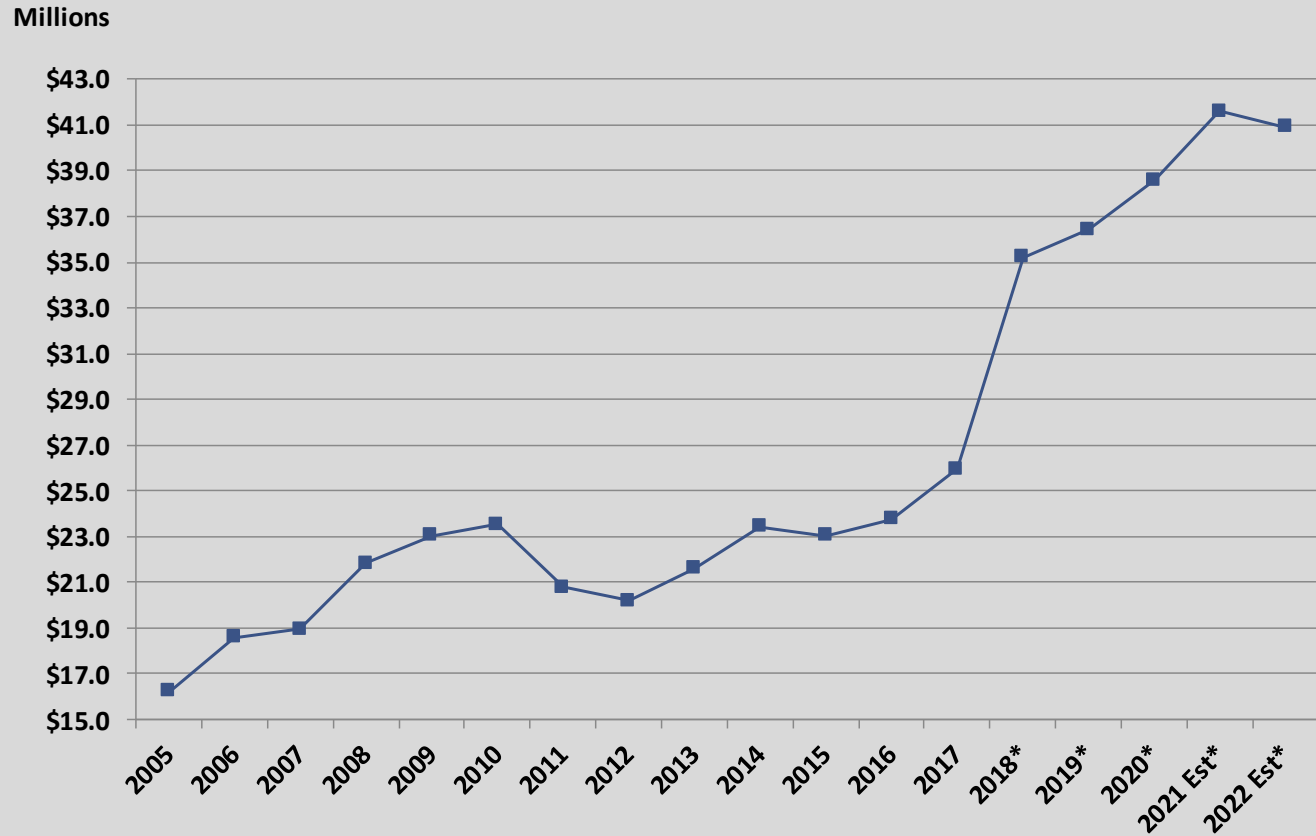
City Revenue Analysis (in millions)



*Property Tax Levy Net of Circuit Breaker

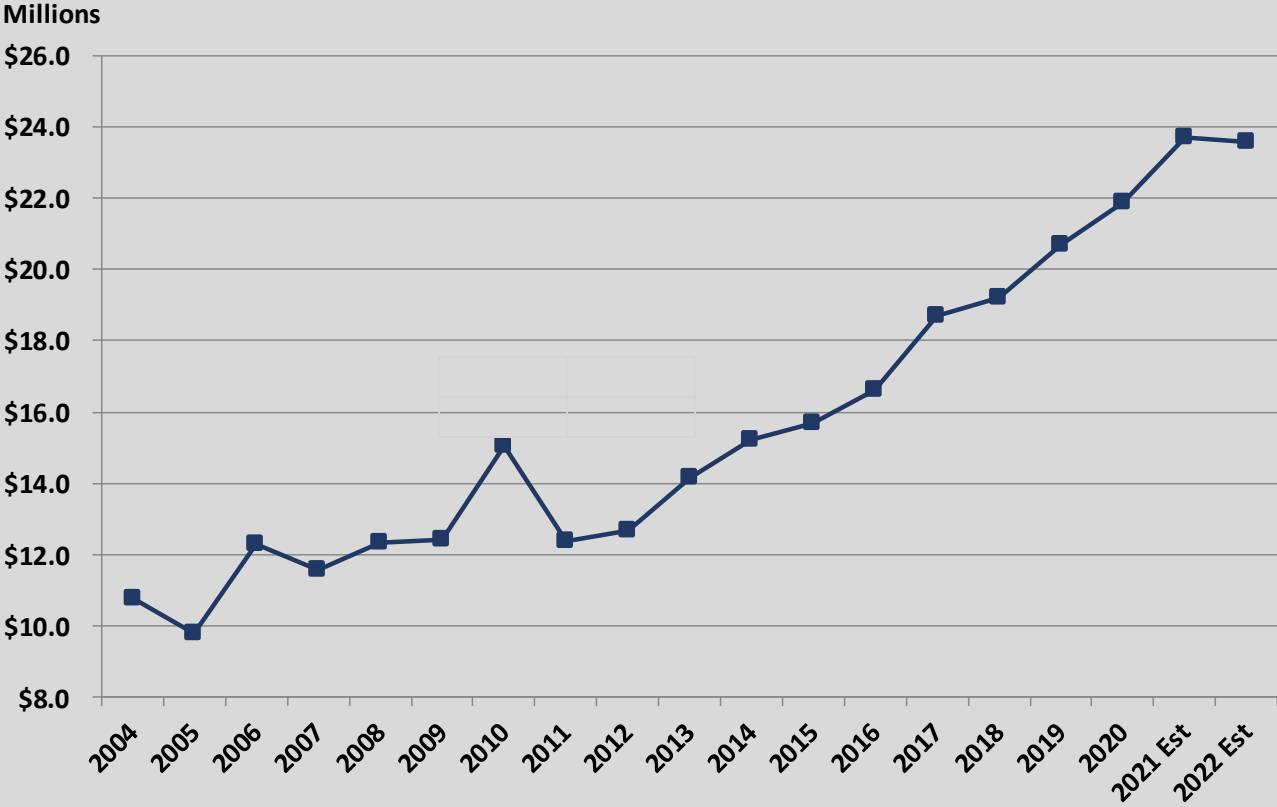
**Additional Local Income Tax – Economic Development included

Local Income Tax (LIT) – Economic Development Distribution to City (formerly CEDIT)



*Additional Local Income Tax – Economic Development included

Local Income Tax (LIT) – Certified Shares Distribution to City (formerly COIT)



PT Supported Balanced Budget

including PS LOIT (in millions)



Revenue:

Property Tax	157.8
*Circuit Breaker (est.)	(18.9)
Public Safety LOIT	6.6
COIT	23.6
Miscellaneous	<u>33.2</u>
Total Revenue	\$ 202.3

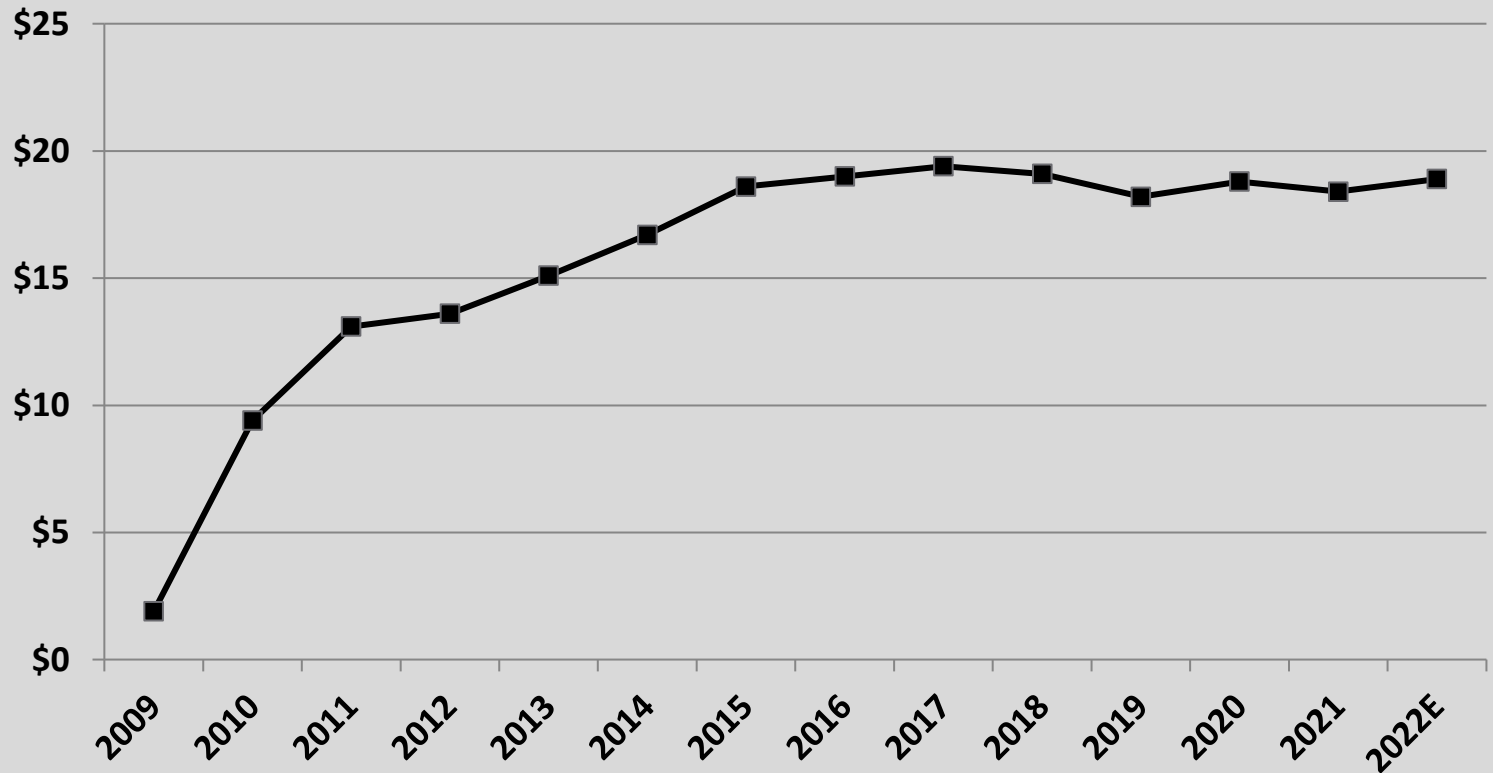
Expenses:

Payroll	143.2
Supplies	7.3
Services	35.1
Capital	0.9
Capital Infrastructure and Parks	<u>9.8</u>
Total Expenses	\$ 196.3

Increase in Cash \$ 6.0

*Circuit Breaker amount is unknown until March-April, 2022

Circuit Breaker Effect (in millions)



Property tax relief and revenue loss to City estimated to be \$220.2 million since property tax caps became law.

Submitted Budget Summary (in millions)



Property Tax Supported Funds w/PS LOIT

2021 Revised Budget		\$ 190.6
Public Safety:	5% (Police sworn) + 4% remainder	5.00
	Master Lease	.80
	Appropriations (Police Cameras & Fire Bunker Gear)	(1.90)
	Rebuild Station #4	1.50
	Health Insurance	(.90)
	Other	<u>.10</u>
	Total Public Safety	\$ 4.60
Non-Public Safety:	4% Increase	1.20
	Master Lease	.10
	Reduction in Health Insurance	(.50)
	Other	<u>.30</u>
	Total Non-Public Safety	\$ 1.10
	Total Change in Budget	\$ 5.70
2022 Submitted Budget		\$ 196.3

PW Infrastructure Investment (in millions)



<u>Funding Source</u>	<u>Proposed 2022</u>	<u>Revised 2021</u>	<u>Budgeted 2021</u>	<u>Revised 2020</u>
General Fund-PT	2.0	2.0	2.0	2.0
LIT-ED	13.3	8.0	5.0	4.9
LIT-EDNR	6.0	5.5	2.5	2.0
CCDF (Cumulative Capital Development)	3.3	3.3	3.3	3.3
MVH	6.3	7.3	6.3	6.9
Municipal Wheel/Surtax	5.1	5.1	5.1	5.1
INDOT Matching	.5	.5	.5	1.0
LR&S	2.0	3.0	3.0	3.1
*Total Infrastructure Investment	\$38.5	\$34.7	\$27.7	\$28.3

*Infrastructure investment includes streets, roads, trails, sidewalks, alleys and bridges

Salary Analysis

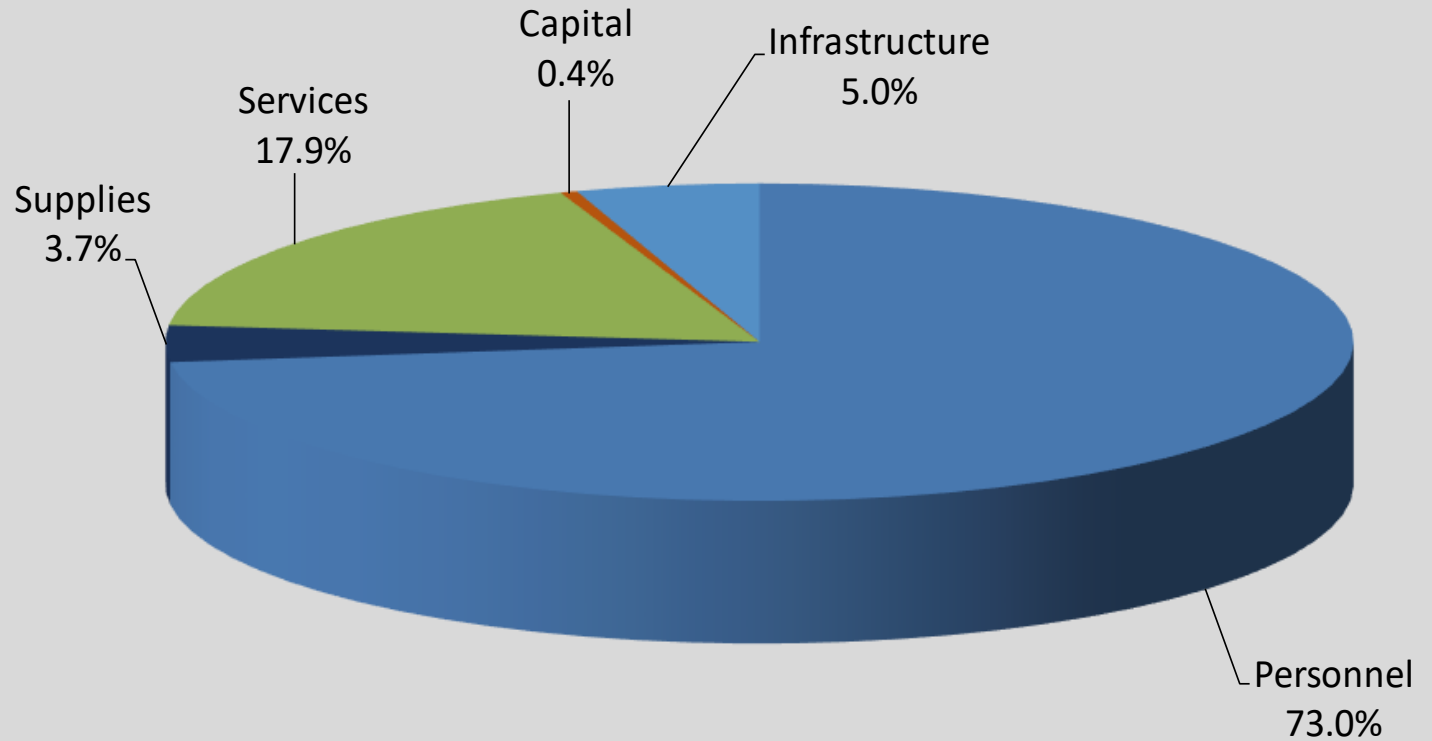


Year	Regional Survey**	City of Fort Wayne COLA Increase
2010	-	1.0%
2011	-	1.0%
2012	-	0.0%
2013	2.2%	2.0%
2014	1.8%	2.0%
2015	2.2%	2.0%
2016	2.4%	2.0%
2017	2.8%	2.0%
2018	3.1%	2.0%
2019	3.4%	3.0%
2020	3.1%	3.0%
2021	3.6%	3.0%
2022	4.43%	4.0%*

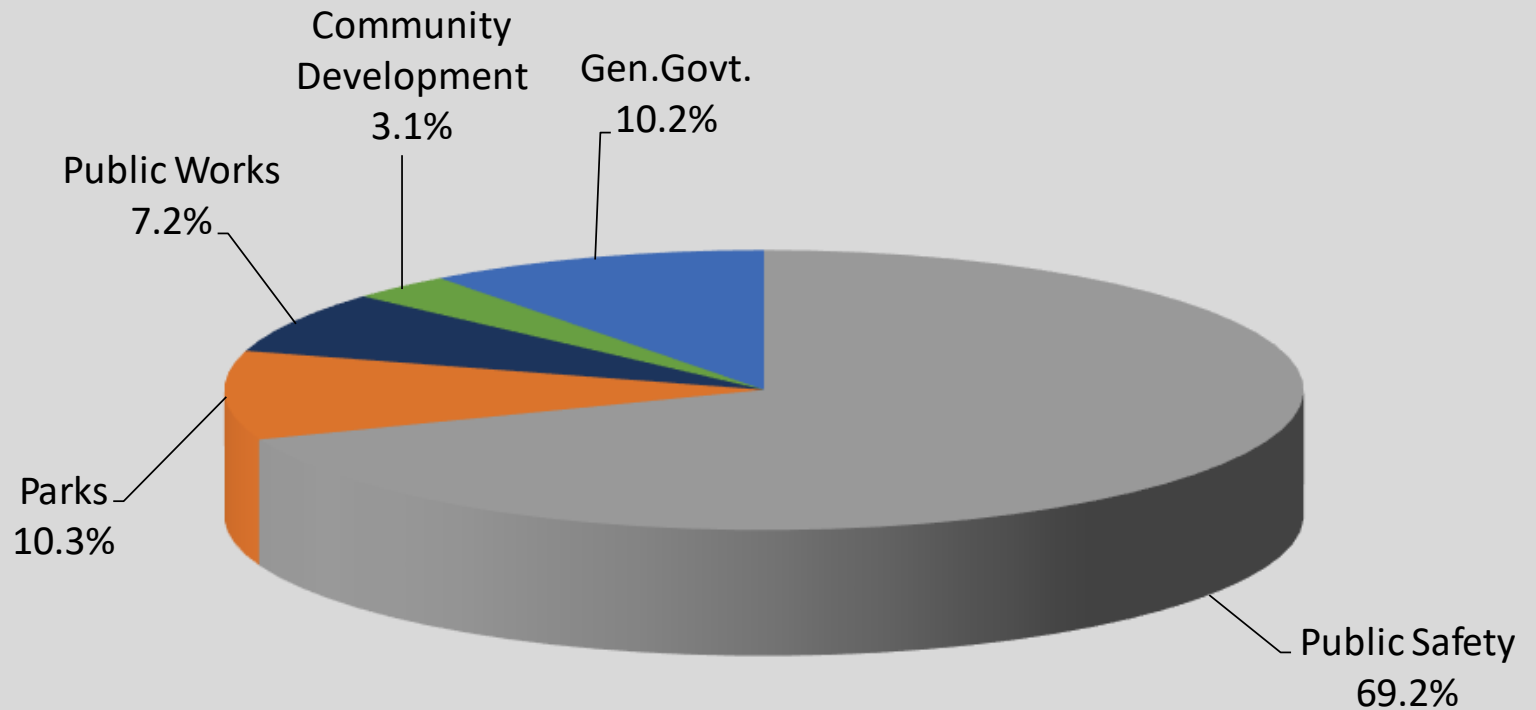
*Council has approved 5% for PBA contract for 2022; therefore, Administration is proposing 4% for all.

**Provided by Waggoner, Irwin, Scheele survey shows 4.0+% ALL categories

2022 Property Tax/PS LOIT Expenses by Series



2022 Property Tax/PS LOIT Expenses by Division including Infrastructure



Fiscal Notes



- Assessed Value growth 9 years in a row
- Fire and Police at full TARGET staffing
- Levy growth of 4.3%
- Streets & Roads spending of \$27.7 million
- Trails funded at \$3.4 million
- Sidewalks & Alleys spending of \$6 million
- Bridge spending of \$1.4 million
- Parks capital work funded at \$3.0 million
- City maintains a strong financial position



Questions?