



fort wayne
animal care
and control

GRATITUDE REPORT FOR 2021





fort wayne
animal care
and control

Helping People. Helping Animals.

3020 Hillegas Rd Fort Wayne, In 46808

**Call 427-1244 option 1 Monday- Friday 9 a.m. - 8 p.m.
Call 449-3000 outside of those hours for officer assistance.
Questions? Check out our website fwacc.org.**



DIRECTOR'S STATEMENT

I know we were all hoping our world would look a little different by now. Instead of focusing on the negative, I want to take a moment to celebrate all the positives we experienced in 2021. The continued dedication of our volunteers and staff to 'keep showing up' every day is truly something to appreciate. With their perseverance and unwillingness to shy away from the challenges we faced here at the shelter, we still broke records! Our Foster program continues to surpass the number of animals they place in temporary homes until they are ready to be adopted. This small but mighty group of staff and growing group of loving foster families have truly increased our life-saving abilities. Our education team continued to expand their humane education programming through their reading program, school break camps, and six weeks of summer camps. The adoption staff did an amazing job ensuring that the process to send animals home was easy yet ensuring they made the best match possible for both the family and the animal. Through staff shortages they were still able to adopt more than they have in years past at our off-site locations and here at the shelter. The animal care and field division are not to be left out. They too experienced staff shortages which is extremely difficult when you are already understaffed. Handling an increase in animals effectively from 2020 with fewer staff is truly something to be proud of. As I look around the shelter, I see so many people, staff and volunteers, who have dedicated their lives to ensure that every healthy, adoptable, and treatable animal gets a second chance. I couldn't be prouder to be part of this agency.

Amy Jo Sites

AMY JO SITES

Director



A YEAR IN REVIEW

2021 was a challenging year. We saw an increase in overall intake which, when coupled with a staffing shortage presented a series of obstacles. We were able to adapt and forge through, continuing to save lives and create opportunity where before there had been none.

Even amongst the challenges we were able to make a life saving plan for cases we had never seen before. Rudy, pictured top right, had Pectus Excavatum, ringworm and Cerebellar Hypoplasia. Thanks to an amazingly patient foster he is in the home of a loving adopter now.

2021 Intake: 9,107 an avg of 24.9 animals per day



Dogs

2019: 4,132
2020: 3,277
2021: 3,445

Cats

2019: 5,120
2020: 4,732
2021: 5,359

Pocket Pets

2019: 463
2020: 298
2021: 302

In- House Animal Care

Our veterinary team is continuing to break records in the surgery suite built in 2019 made possible by our amazing donors.

Thanks in part to help from contract veterinarians we saw an almost 10% increase in our surgery capacity in 2021 further alleviating the bottle neck of getting animals to a live outcome. One vet is able to do 14 surgeries per day but with two we are able to do 23.3 surgeries per day. It made a huge difference in the flow of animals!



Total Surgeries : 3,934
Total Community Cat Surgeries: 976



Our veterinary team truly does make a huge difference for the animals in the shelter. Not only does our veterinarian do upwards of 14 surgeries/ day but he and a team of one full time veterinary technician and one part time veterinary technician are also responsible for the general medical needs of the animals who come through our shelter.

On the left you can see our vet tech team treating a guinea pig for Ringworm and on the right Dr. Riebe is helping our foster team with some cat examinations!

Humane Education



Program Overview

- Read to the Animals: 115 kids**
- Camps: 128 kids**
- Animal Care Teens: 76 teens**
- Tours: 396 kids**
- Kind News Subscriptions: 167**

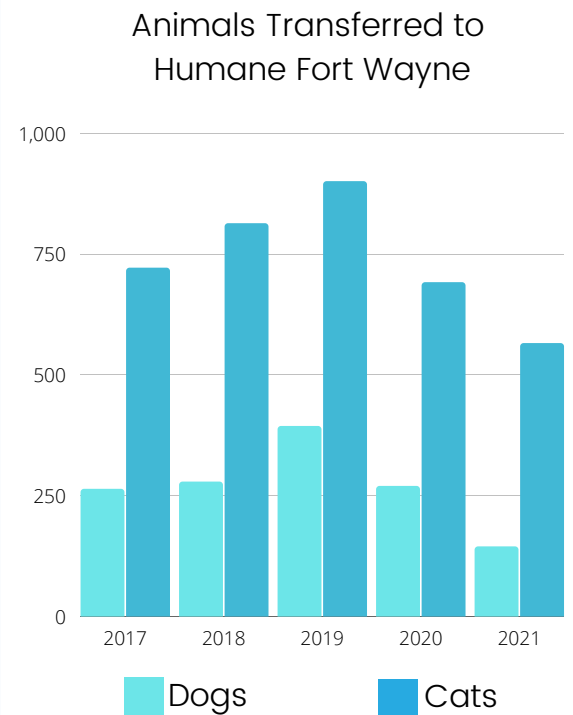
Our humane education programs continued to grow in 2021 with the expansion of summer camps and the addition of Fallin' for Pets fall camps. Education staff welcomed 90 campers over the course of six weeks during the summer and 40 campers for the one-day fall break camps. Camps are a great way for young animal advocates to learn about the role the shelter plays in their community.

In addition to camps, we welcomed back most in-person programming like tours and our popular Read to the Animals nights.

Humane education programs help foster a more empathetic, compassionate and humane community. All educational programs at the shelter are supported 100% by donations, grants, and registration fees from programming.

Transfer Partners

We are an open admission shelter which means we take in every animal brought through our door. Working with other shelters is a piece of the puzzle that allows us to alleviate capacity issues. We love working with area shelters and 501c3 approved rescues to save more lives in our community! Humane Fort Wayne is an awesome partner who was able to take 565 cats and 144 dogs from us in 2021!



A total of 44 dogs and cats were transferred to other approved 501c3 rescues.

First Line of Communication

Our dispatchers serve as the first line of communication with the public.

Each day they are met with challenging situations. In their position they handle everything from helping owners when it's time for their pets to cross the rainbow bridge, helping people reunite with their lost pets, and being compassionate towards owners who have to relinquish their pets. Even though there are only 5 of them and they have many other responsibilities they answered **55,399** phone calls in 2021.




Keeping Pets Where They're Already Loved
Out of 1,087 appointments to surrender animals, 379 or 34.7% did not surrender.

Top 5 surrender reasons

Dog
Owner problem- 129
Moving- 62
Cost- 46
Time- 46
Human aggression- 37

Cat
Too many- 287
Owner problem- 189
Moving- 126
Cost- 69
House soiling - 54



Saving Lives In The Community



In 2021, 14 cases were submitted to the prosecutor. These cases were so egregious that they needed to be escalated to misdemeanor or felony charges.

We have 12 animal control officers who serve the city of Fort Wayne and New Haven 7 days a week, 18 hours a day. They completed 19,128 calls for service.

Of those calls, 3,772 were to investigate potential cruelty or neglect. Our officers work tirelessly to educate and assist the citizens of our city!

Our agency works to promote public safety.

There were 603 bite investigations in 2021, down from 623 in 2020.

There were:

289 bites to humans


214 bites to animals



Volunteers Make a Difference

In 2021 we had 291 active volunteers who gave the precious gift of their time to help the animals of our community!

Total volunteer hours:
11,435.53
or the equivalent of
5.5 more full time employees!



Adoptions gives the gift of home




We continued to grow and expand our adoption program. Our adoption counselors are responsible for running playgroup, making amazing matches with adopters and much more! We have five adoption counselors who completed 2,584 interactions and oversaw the adoption of 3,117 animals including 320 cats from our offsite locations. These animals know "home" because of this fantastic team!

Dogs:
712

Cats:
2,210

**Pocket
Pets:**
195

Foster Frenzy



Our foster team has **SHATTERED** records. The program grew from just 343 lives saved in 2016 to 1,551 in 2021.

In 2021 we were able to expand our foster program to save more challenging cases than we ever had. Our amazing foster families took on ringworm, severe upper respiratory infections, Parvo, bottle babies, broken bones, FIV + cats, court cases, pregnant dogs and much more!

**Dogs and
puppies:
128**

**Cats and
kittens:
1,341**

**Pocket
Pets:
62**

Healing Hearts



Our animal care specialist team cares for the over 9,000 animals who come through our doors each year. They use fear free methods to reduce stress as much as possible in the shelter environment. They show them kindness and gain their trust.

Each day they clean, take dogs out to potty, wash dishes, do laundry, pass out enrichment, win over nervous animals and much much more. They truly are an invaluable piece of our team!



Donor dollars make this possible

Thank you!



This life saving work would not be possible without the help of donor dollars.

Our foster program alone requires thousands of dollars in supplies annually to keep over a thousand neonatal kittens healthy and growing. Our foster program received funding from The Orphan Kitten Club and Best Friends Animal Society in 2021.

Our amazing donors help provide several staff positions which allows us to expand our lifesaving programming.

Of course, our angel fund provides medical care above and beyond spay and neuter and allows us to save countless lives.





fort wayne
animal care
and control

By The Numbers

As northeast Indiana's only open admission shelter Fort Wayne Animal Care and Control cannot legally turn animals away. As a public safety agency, we will not knowingly place a dangerous animal back into the community. It is our goal that no healthy, treatable animal is put to sleep in our care.

Shelter Animals Count: 2021 Report Fort Wayne Animal Care and Control					
		FWACC			
		Dog	Cat	Other	Total
A	Beginning Shelter Count (1/1/2021)	35	102	17	137
Animal Intake					
B	Stray-At-Large	1,920	3,632	69	5,621
C	Relinquished by Owner	495	960	149	1,604
D	Owner-Intended Euthanasia	360	159	14	533
E	Transferred in from Agency	49	165	11	225
F	Other Intakes	621	443	59	1,123
G	Total Intakes (Not including owner-intended euthanasia)	3,085	5,200	288	8,573
Live Outcomes					
H	Adoptions	712	2,210	196	3,118
I	Returned to Owner	1,504	338	17	1,859
K	Transferred Out	212	590	9	811
L	Return to Field: includes community cats	0	954	0	954
M	Other Live Outcome	6	7	0	13
N	Subtotal Live Outcomes	2,434	4,099	222	6,755
Other Outcomes					
O	Died in Care	4	73	3	80
P	Lost in Care	3	9	0	12
Q	Shelter Euthanasia	618	974	70	1,662
R	Owner-Intended Euthanasia	357	159	14	530
S	Subtotal Other Outcomes (not including owner-intended euthanasia)	625	1,056	73	1,754
T	Total Outcomes	3,059	5,155	295	8,509
U	ENDING SHELTER COUNT (12/31/2021)	63	140	10	213
	Live Release Rate	78.90%	78.83%	77.08%	78.79%

Thank you!

Don't forget to follow us on social media.
Check out our website
fwacc.org



@fwacc



@fwanimalcontrol



@fwanimalcontrol



@fwanimalcontrol



Fort Wayne Animal Care and Control