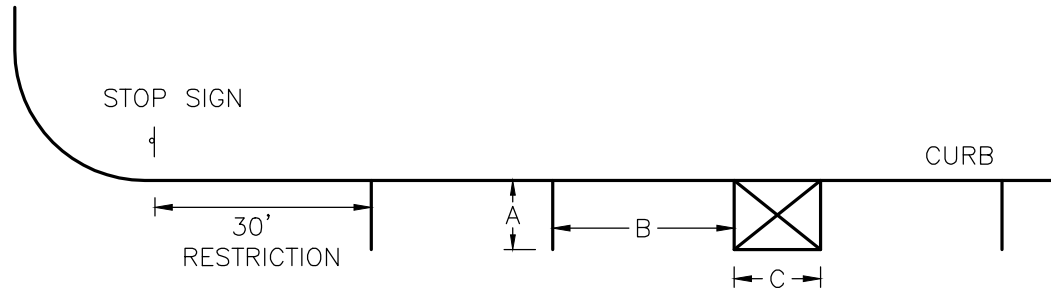


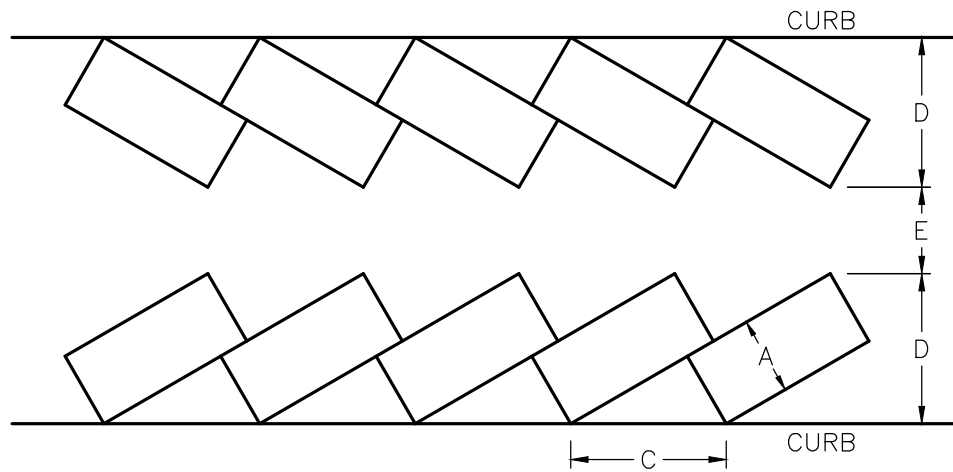


## ON STREET PARKING



		Minimum	Typical	Maximum
Stall Width	A	7'-0"	-	8'-0"
Curb Length/Car	B	18'-0"	21'-0"	23'-0"
Box Gore	C	9'-0"	10'-0"	15'-0"

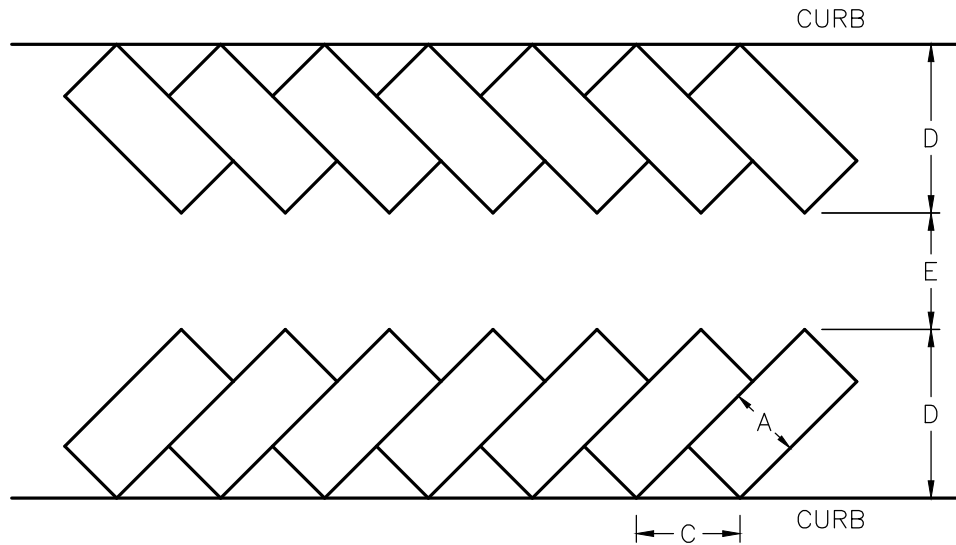
## 30° ANGLE PARKING



Stall Width	A	8'-0"	8'-6"	9'-0"	9'-6"	10'-0"
Curb Length/Car	C	16'-0"	17'-0"	18'-0"	19'-0"	20'-0"
Stall Depth	D	16'-6"	16'-11"	17'-4"	17'-10"	18'-3"
Driveway Width	E	11'-0"	11'-0"	11'-0"	11'-0"	11'-0"

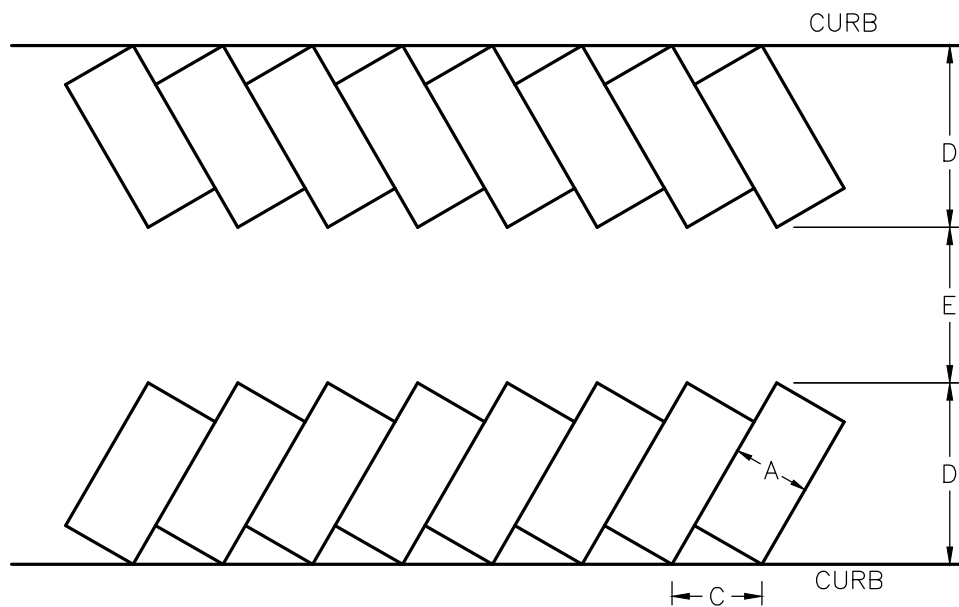


45° ANGLE PARKING



Stall Width	A	8'-6"	9'-0"	9'-6"	10'-0"
Curb Length/Car	C	12'-0"	12'-9"	13'-5"	14'-2"
Stall Depth	D	19'-5"	19'-10"	20'-2"	20'-6"
Driveway Width	E	13'-6"	13'-0"	13'-0"	13'-0"

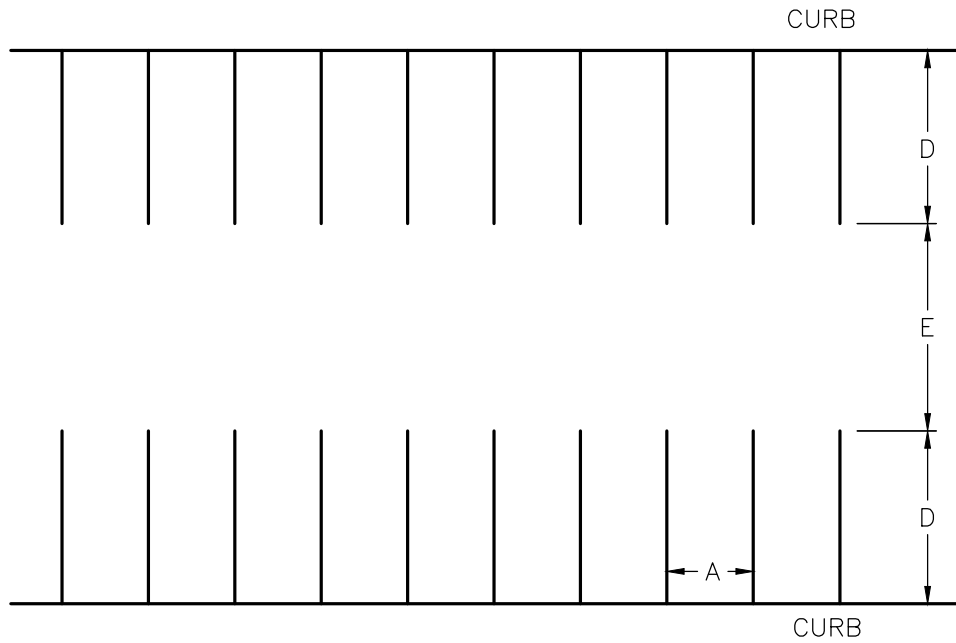
60° ANGLE PARKING



Stall Width	A	8'-6"	9'-0"	9'-6"	10'-0"
Curb Length/Car	C	9'-10"	10'-5"	11'-0"	11'-6"
Stall Depth	D	20'-9"	21'-0"	21'-3"	21'-6"
Driveway Width	E	18'-6"	18'-0"	18'-0"	18'-0"



## 90° ANGLE PARKING



Stall Width	A	9'-0" Minimum
Stall Depth	D	18'-0" Minimum
Driveway Width	E	24'-0" Minimum