










**ACCEPTED RECYCLABLE MATERIALS** | PLEASE FOLLOW THESE GUIDELINES CAREFULLY

 <p><b>Mixed Plastics (#3 - #7)</b></p>	 <p><b>Aluminum and Steel Cans</b></p>	 <p><b>Cardboard and Paper Boxes</b></p>	 <p><b>Newspapers and Inserts</b></p>	
 <p><b>Paperback Books and Phone Books</b></p>	 <p><b>Plastic Bottles and Jugs</b></p>	 <p><b>Glass Bottles and Jars</b></p>	 <p><b>Magazines, Brochures and Catalogs</b></p>	

**RECYCLABLE MATERIALS NOT ACCEPTED**

 <p><b>Plastic Bags and Plastic Wrap</b></p>	 <p><b>Foam Packaging</b></p>	 <p><b>Food Waste</b></p>	 <p><b>Yard Waste</b></p>	 <p><b>Medical Waste</b></p>
 <p><b>Clothing and Shoes</b></p>	 <p><b>Construction and Demolition Waste</b></p>	 <p><b>Batteries</b></p>	 <p><b>Electronics</b></p>	 <p><b>Household Hazardous Waste</b></p>

**NOTE:** This poster is a quick reference. Not everything is listed here.

**HOW TO PREPARE RECYCLABLES:**

KEEP YOUR RECYCLABLES OUT OF PLASTIC BAGS. PLACE ITEMS LOOSE IN THE CART.