



# City of Fort Wayne 2025 Civil City Budget

*Mayor Sharon Tucker*

---

*September 24, 2024*

# Fort Wayne Under Mayor Tucker's Leadership



- Enhanced quality of life for all
- Fun, family friendly, affordable, and safe community
- Growth and success with fiscal discipline and protecting taxpayers as top priorities
- Focus on neighborhood infrastructure, parks, and public safety
- Commitment to providing excellent services and opportunities to residents, neighborhoods, and businesses
- Positioned for current and future job growth and new economic development opportunities

# 2025 Budget Highlights



- Commitment to Public Safety
  - ✓ 500 officers patrolling streets plus 10 additional officers requested through COPS grant – Police Department
  - ✓ Expansion of Investigative Operations Center for solving violent crimes – Police Department
  - ✓ Expansion of Downtown Bicycle Unit, Forensics, and Drone Units – Police Department
  - ✓ 97<sup>th</sup> recruit class to bring number of firefighters to 375 – Fire Department
  - ✓ 3 new fire engines – Fire Department
  - ✓ Upgrades to Safety Village and design of new Fire Station #5 – Fire Department
- Streets Roads and Neighborhood Infrastructure Projects
  - ✓ \$32.5 million
- Bridges
  - ✓ \$ 2.4 million
- Trails
  - ✓ \$ 2.3 million
- Sidewalks and Alleys
  - ✓ \$ 7.5 million
- Projects in City Parks
  - ✓ \$ 3 million in Parks capital maintenance



# What are we hearing?

## 2024 Recognitions

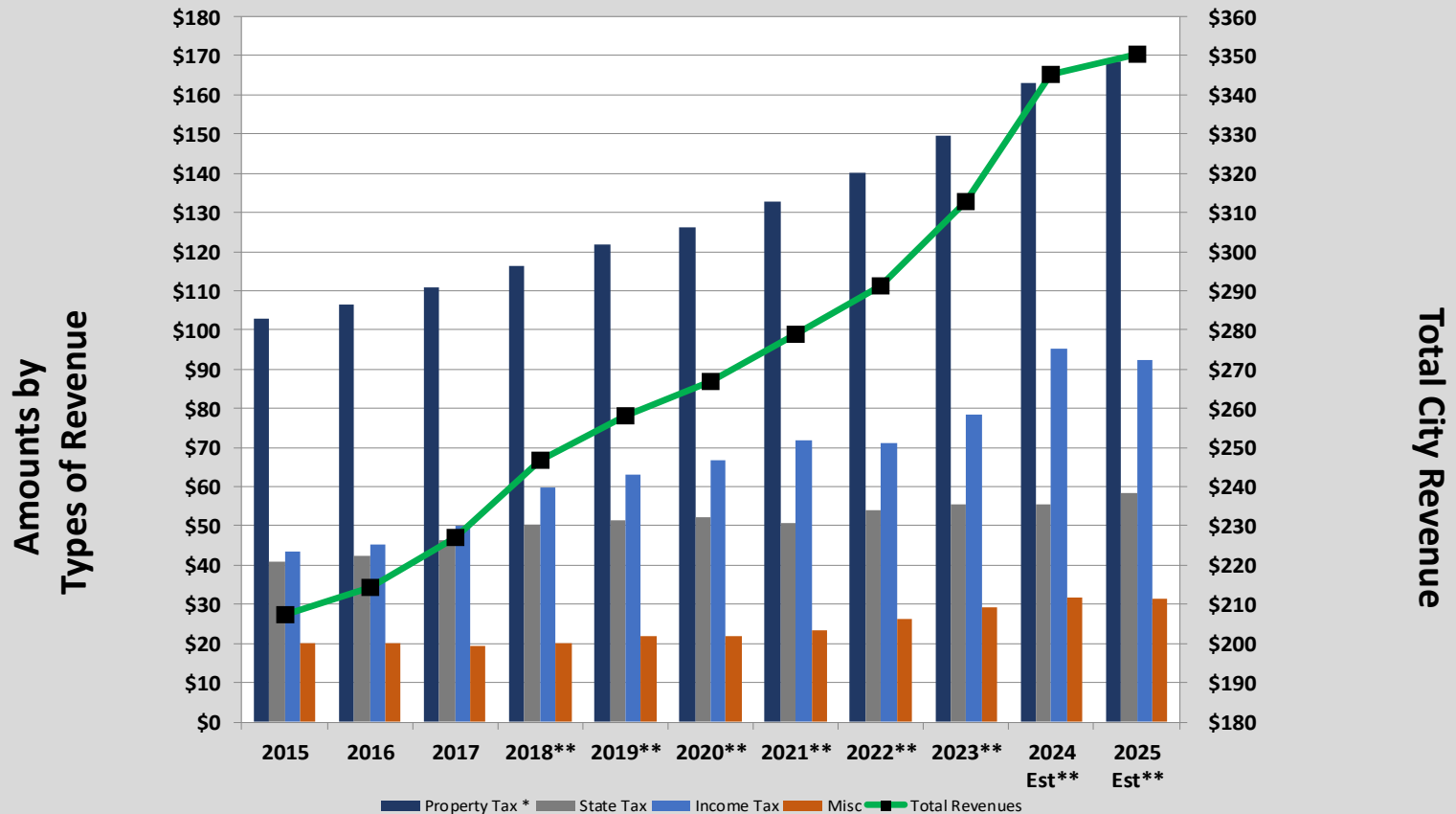
- #1 housing market in the country by The Wall Street Journal and Realtor.com
- Most affordable city in the country to live by U.S. News & World Report
- Fastest growing city in the Midwest through the most recent U.S. Census Bureau data
- 8<sup>th</sup> best run city in the country by WalletHub



# City Revenue Challenges

- Local Income Tax revenues down by \$2.8 million in 2025
  - LIT-CS \$1.9 million less than 2024
  - LIT-ED \$700,000 less than 2024
  - LIT-EDNR \$200,000 less than 2024
- Property Tax Levy capped at 4% growth by State Legislature in 2024 and 2025
  - Estimated Loss to City in 2024 is \$1.8 million
  - Estimated Loss to City in 2025 is \$2.5 million

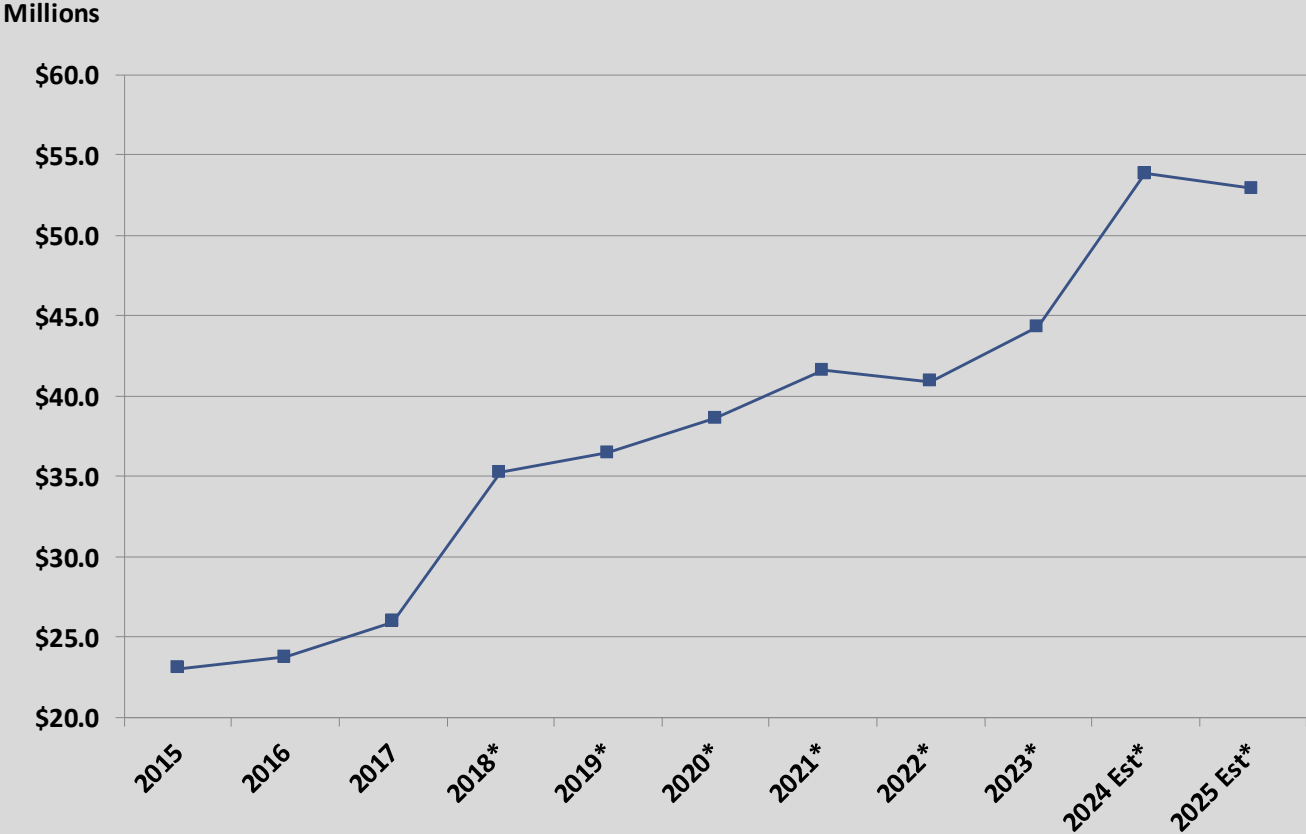
# City Revenue Analysis (in millions)



\*Property Tax Levy Net of Circuit Breaker

\*\*Additional Local Income Tax – Economic Development Non-Reverting Fund of .13% passed in July 2017, effective October 1, 2017, included

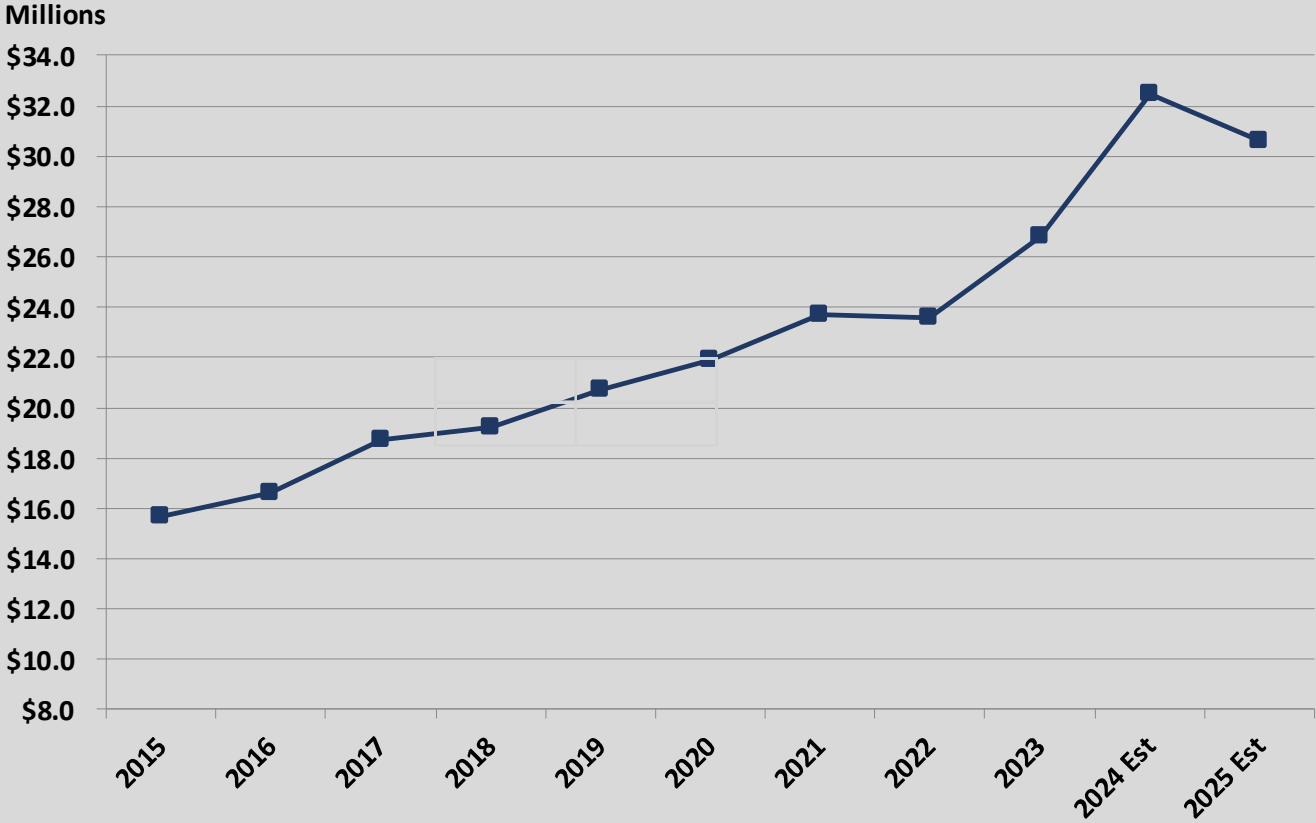
# Local Income Tax (LIT) – Economic Development Distribution to City



Amounts do NOT include any supplemental distributions

\*Additional Local Income Tax – Economic Development Non-Reverting Fund of .13% passed in July 2017, effective October 1, 2017, included

# Local Income Tax (LIT) – Certified Shares Distribution to City



Amounts do NOT include any supplemental distributions



# PT Supported Balanced Budget

## including LIT – Public Safety (in millions)



### Revenue:

Property Tax	179.9
*Circuit Breaker (est.)	(11.5)
LIT - Public Safety	8.8
LIT - Certified Shares	30.6
Miscellaneous	<u>38.9</u>
<b>Total Revenue</b>	<b>\$ 246.7</b>

### Expenses:

Payroll	177.0
Supplies	11.6
Services	53.0
Capital	<u>4.6</u>
<b>Total Expenses</b>	<b>\$ 246.2</b>

Increase in Cash \$ 0.5

\*Circuit Breaker amount is unknown until March-April, 2025



# Infrastructure Investment (in millions)

<u>Funding Source</u>	<u>Submitted 2025</u>	<u>Budgeted 2024</u>	<u>Revised 2023</u>	<u>Budgeted 2023</u>
General Fund-PT	-	2.0	-	-
LIT-ED	22.8	18.2	16.9	16.9
LIT-EDNR	5.5	7.0	5.0	5.0
CCDF (Cumulative Capital Development)	3.3	3.3	3.3	3.3
MVH	7.5	7.5	7.5	7.5
Municipal Wheel/Surtax	5.1	5.1	5.1	5.1
ARPA (American Rescue Plan Act)	-	-	8.0	8.0
INDOT Matching	.5	.5	.5	.5
LR&S	-	1.0	2.0	2.0
<b>*Total Infrastructure Investment</b>	<b>\$44.7</b>	<b>\$44.6</b>	<b>\$48.3</b>	<b>\$48.3</b>

Infrastructure investment includes streets, roads, trails, sidewalks, alleys, bridges and neighborhood plans

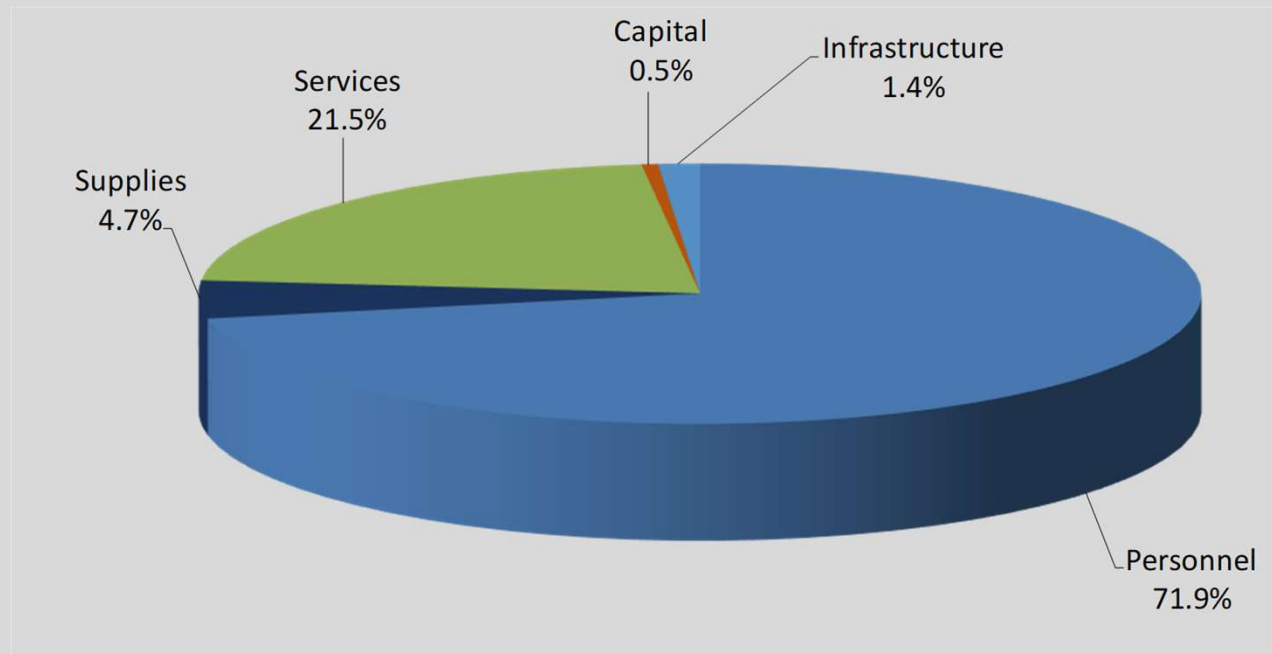
# Salary Analysis



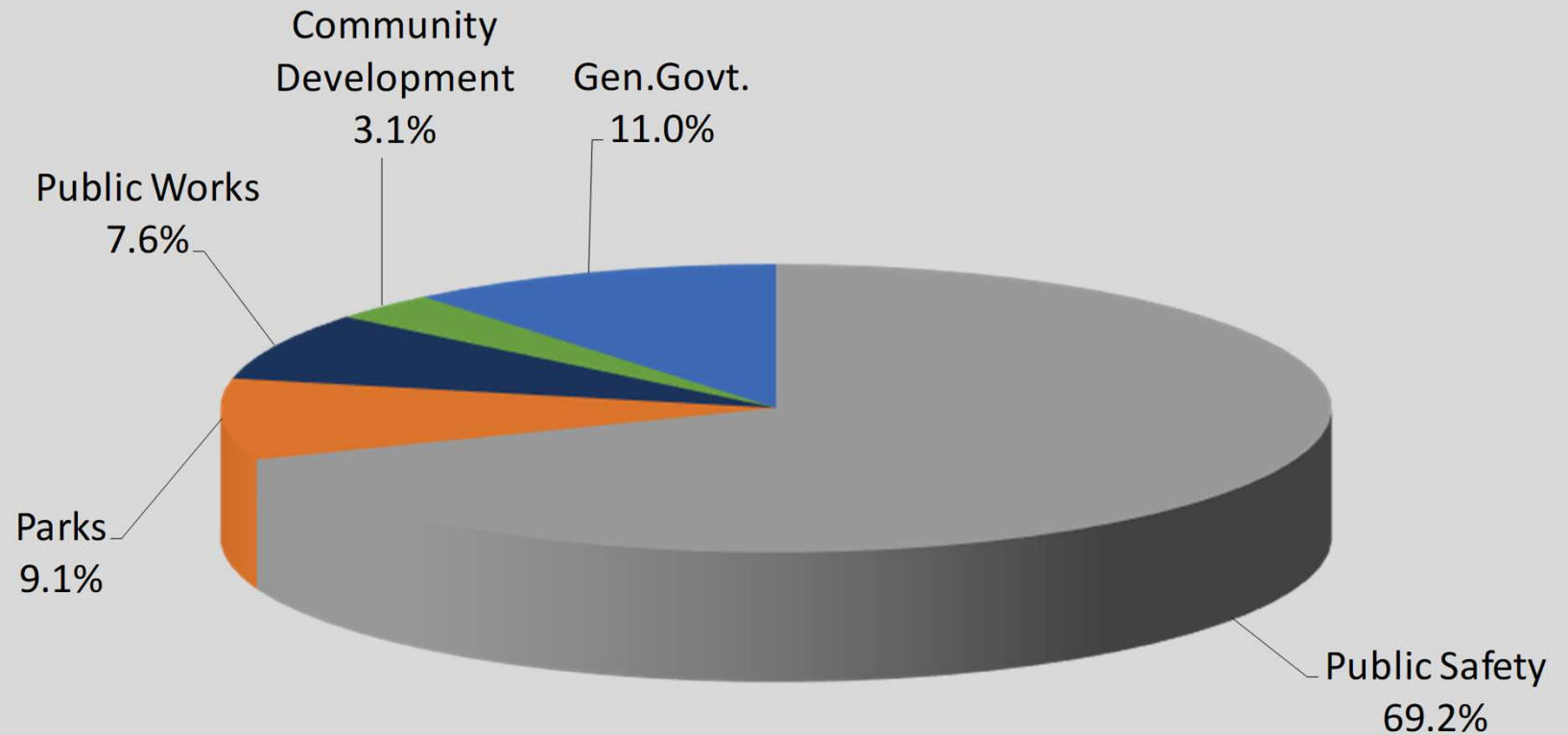
Year	Regional Survey	City of Fort Wayne COLA Increase
2011	-	1.0%
2012	-	0.0%
2013	2.2%	2.0%
2014	1.8%	2.0%
2015	2.2%	2.0%
2016	2.4%	2.0%
2017	2.8%	2.0%
2018	3.1%	2.0%
2019	3.4%	3.0%
2020	3.1%	3.0%
2021	3.6%	3.0%
2022	4.43%	4.0%
2023	7.71%	5.0%
2024	7.1%	5.0%/4.0%*
2025	6.25%	3.0%

\*Council approved 5% for PBA, FOP and IAFF contracts for 2024. Council also approved the proposed Administration’s 4% for non-union employees.

# 2025 Property Tax/LIT – Public Safety Expenses by Series



# 2025 Property Tax/LIT – Public Safety Expenses by Division including Infrastructure



# Fiscal Notes



- Assessed Value growth 12 years in a row
- Levy growth of 4% (Restricted by State Legislature Spring '23)
- Fire and Police at full TARGET staffing
- Streets Roads and Neighborhood spending of \$32.5 million
- Bridge spending of \$2.4 million
- Trails funded at \$2.3 million
- Sidewalks and Alleys spending of \$7.5 million
- Parks capital maintenance funded at \$3.0 million
- City maintains a strong financial position



# Questions?