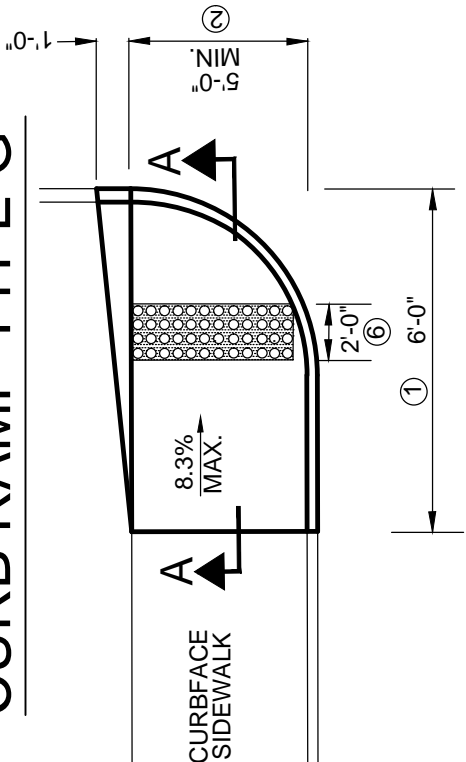




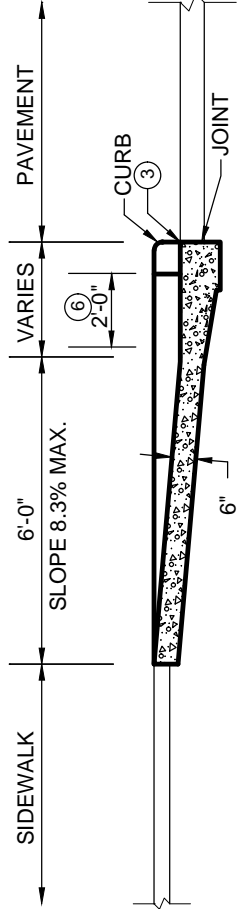
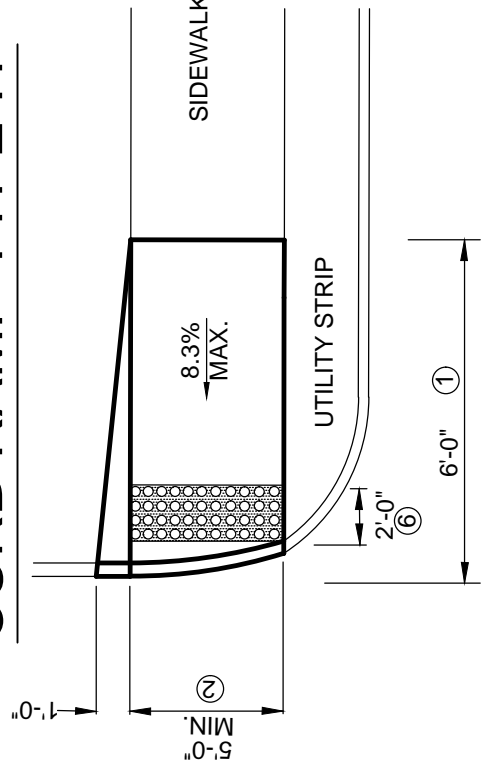
TRANSPORTATION
ENGINEERING
STANDARD DETAILS

CURB RAMP TYPE "G & H"

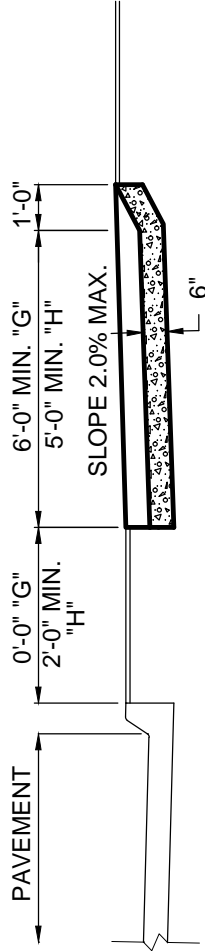
CURB RAMP TYPE G



CURB RAMP TYPE H



SECTION A-A



CURB ELEVATION

GENERAL NOTES

- ① THESE DIMENSIONS ARE BASED ON A 6" CURB HEIGHT, AND SHALL BE PROPORTIONALLY ADJUSTED FOR OTHER CURB HEIGHTS.
- ② A 4'-0" MINIMUM WIDTH RAMP MAY BE USED WHEN EXISTING SPACE PROHIBITS THE CONSTRUCTION OF THE 5'-0" WIDE RAMP.
- ③ THE BOTTOM EDGE OF THE CURB RAMP SHALL BE FLUSH WITH THE EDGE OF THE ADJACENT PAVEMENT AND GUTTER LINE.
- ④ DETECTABLE WARNING SURFACE SHALL BE BRICK RED IN COLOR. SEE SPECIAL PROVISIONS FOR ACCEPTED TACTILE WARNING UNITS.

DATE: 4/19/16

NOT TO SCALE

APPROVED BY: M.T. SHEET NO: RAMPS