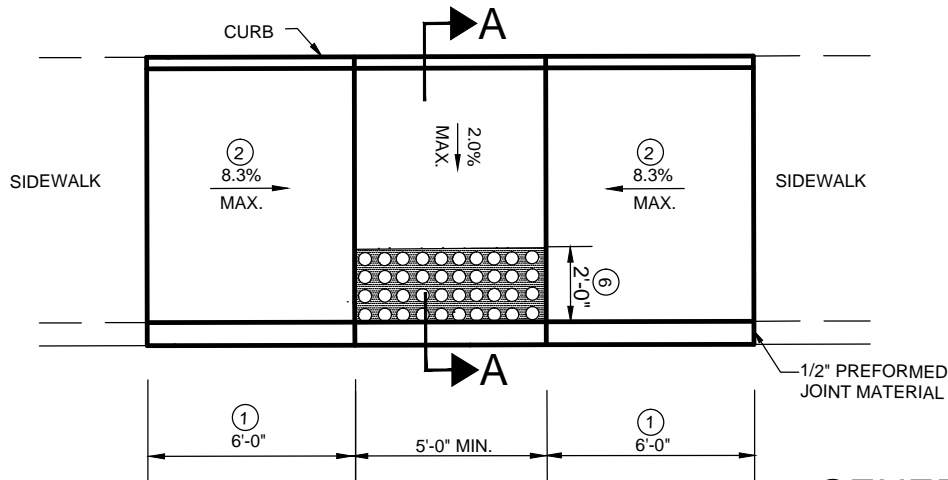
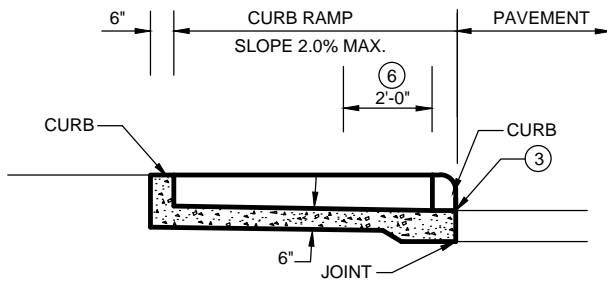




CURB RAMP TYPE K

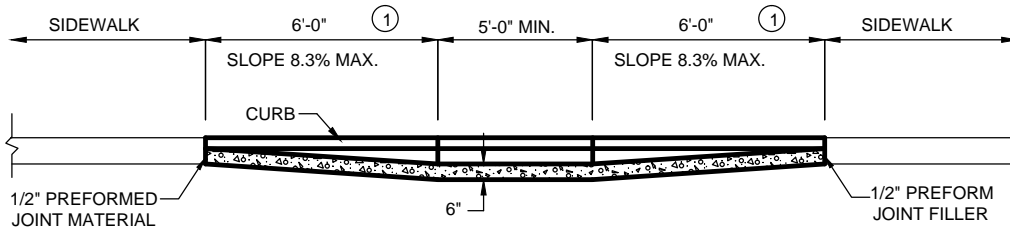


GENERAL NOTES



SECTION A-A

- ① THESE DIMENSIONS ARE BASED ON A 6" CURB HEIGHT, AND SHALL BE PROPORTIONALLY ADJUSTED FOR OTHER CURB HEIGHTS.
- ② A 4'-0" MINIMUM WIDTH RAMP MAY BE USED WITH ENGINEERS APPROVAL WHEN EXISTING SPACE PROHIBITS THE CONSTRUCTION OF THE 6'-0" WIDE RAMP.
- ③ THE BOTTOM EDGE OF THE CURB RAMP SHALL BE FLUSH WITH THE EDGE OF THE ADJACENT PAVEMENT AND GUTTER LINE.
- ⑥ DETECTABLE WARNING SURFACE SHALL BE BRICK RED IN COLOR. SEE SPECIAL PROVISIONS FOR ACCEPTED TACTILE WARNING UNITS.



CURB ELEVATION